



DCSD Tech Café  
Test Taking Tips for online assessments (Georgia Milestones Experience)

2022-2023

Instructional Technology and Family Engagement



# Session Etiquette

---

- To maximize this webinar, it is best to login using a laptop or a computer.
- If you have questions, please type them into the Q&A section.
- The Q&A is being monitored by members of Title I Parent Center Facilitators and Instructional Technology.

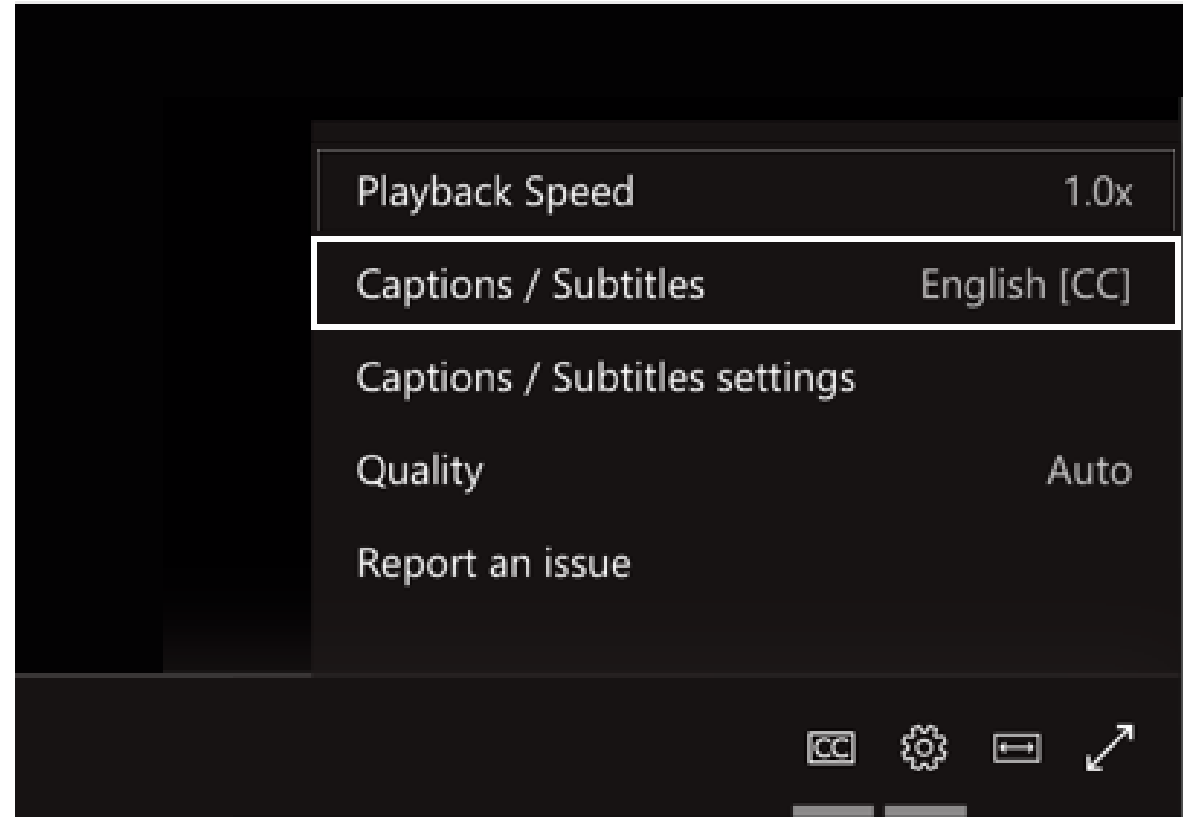
**Questions are being recorded**

**Some answers will be provided in the Q&A**

# Live Captions

Attendees: use live captions and subtitles

- To turn on live captions and subtitles, select **Captions/Subtitles On** in your video controls.
- To change the caption language, select **Settings > Captions / Subtitles**, and choose the language you want.



# Webinar Outcomes

**By the end of this session, participants will:**



Review test taking tips for parents and students.



Be able to navigate and get your student started with completing the Georgia Milestone online experience.



# Test Taking Tips for Parents

---

Acknowledge test-taking anxiety as normal, but stay positive.

---

Encourage your child to think positive thoughts like " I can do this!"

---

Adequate rest makes a difference! Make sure your child goes to bed at a reasonable time.

---

Nutrition also influences how well children do on tests; a good breakfast is important!

---

Your child should wear comfortable clothing for long test-taking periods.

---

Help your child learn how to relax. Some find it helps to take a few deep breaths before starting the test; others like to imagine a peaceful place like the beach or park.

# Test Taking Tips for Students



Read the whole question before answering



First, estimate the answer to math question.



Circle or highlight key words in difficult questions



Look back in passages for answers



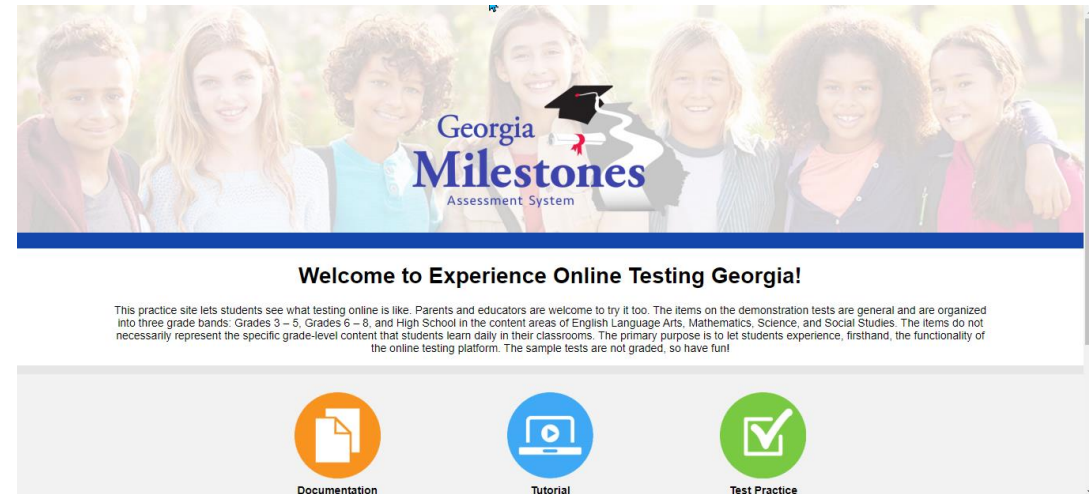
Answer ALL questions



Use process of elimination to cross off answers you know are incorrect

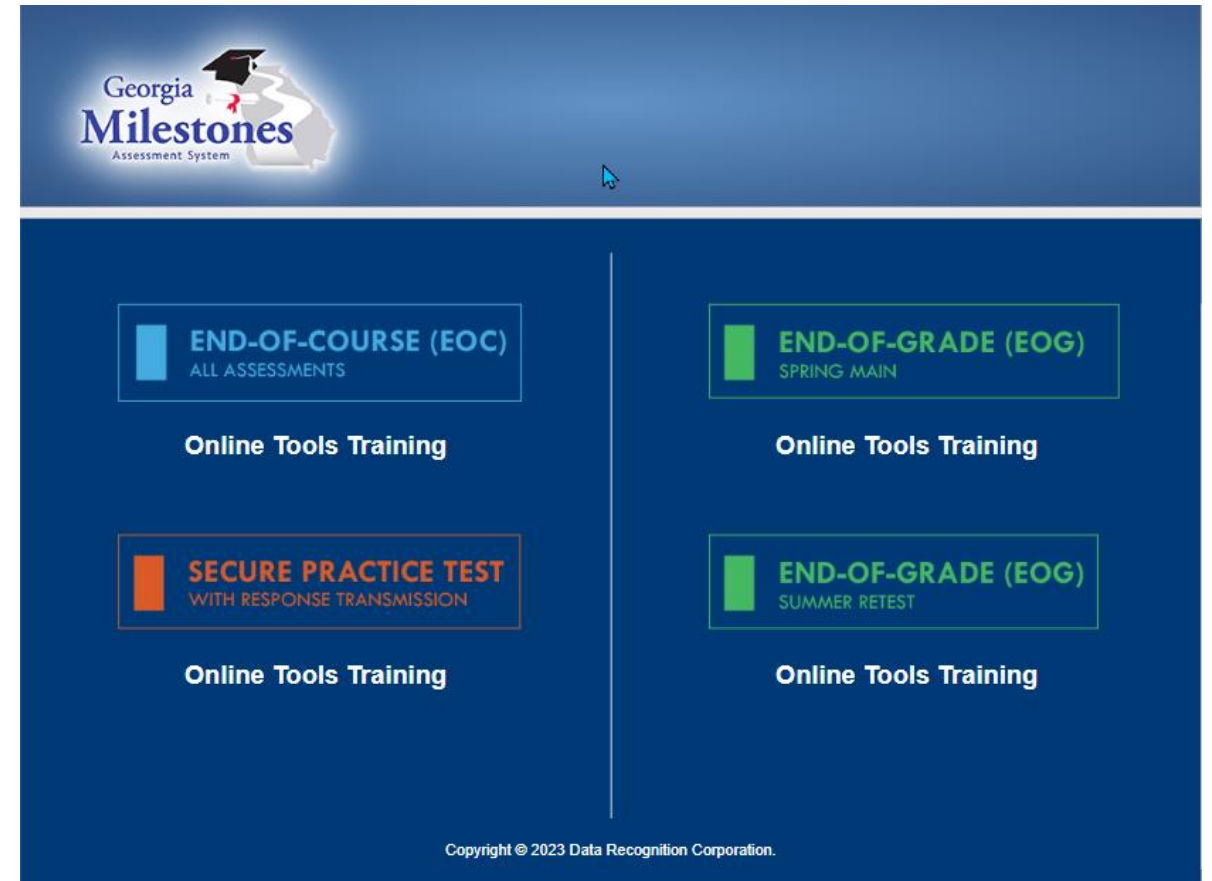
# What is the Georgia Milestones Online Experience?

- This website allows students, parents and educators to see and practice taking an online test that closely resembles the Georgia Milestones Assessment.
- The primary purpose is to let students experience firsthand the functionality of different tools available on the online testing platform.
- The sample tests are not graded.



# The Georgia Milestones Online Experience

- The items on the demonstration tests are general and are organized into three grade bands: Grades 3 – 5, Grades 6 – 8, and High School in the content areas of English Language Arts, Mathematics, Science, and Social Studies.
- The items do not necessarily represent the specific grade-level content that students learn daily in their classrooms.



The screenshot displays the Georgia Milestones Assessment System interface. At the top left is the logo for the Georgia Milestones Assessment System, featuring a graduation cap and a map of Georgia. The main content area is divided into two columns by a vertical line. The left column contains two boxes: the top one is for 'END-OF-COURSE (EOC) ALL ASSESSMENTS' and the bottom one is for 'SECURE PRACTICE TEST WITH RESPONSE TRANSMISSION'. The right column contains two boxes: the top one is for 'END-OF-GRADE (EOG) SPRING MAIN' and the bottom one is for 'END-OF-GRADE (EOG) SUMMER RETEST'. Below each of these four boxes is the text 'Online Tools Training'. At the bottom center of the interface, there is a copyright notice: 'Copyright © 2023 Data Recognition Corporation.'



# Georgia Milestones Online Experience

## How do you access the website?

- If using a Google Chrome browser:


<http://www.gaexperienceonline.com/>

- If using a browser different from Google Chrome:

<https://wbte.drccdirect.com/GA/portals/ga>



mozilla  
**Firefox**<sup>®</sup>



# Questions

Please type your questions in the Chat Box.



We want to hear from you!

Please sign in and provide your feedback using the link in the Chat Box.

<https://bit.ly/TechCafeFeedback22-23>

# Resources

To access this session for future reference, please visit the

DCSD YouTube Channel:

<https://bit.ly/DCSDTechCafePlaylist>





**Thank You for participating.**